


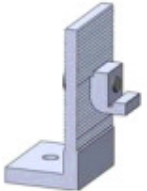







No.	Part name	Picture	Description
1	Rail		Aluminum 6005 T5 (standard length:2560mm,3410mm,4200mm)
2	Splice		Aluminum 6005 T5(200mm length) coming with 2 G-modules and 2 M8*40bolts
3	Inter Clamp		Aluminum 6005 T5 (standard clamp 35/40/45/46/50mm)
4	L Foot		Aluminum 6005 T5 coming with 1 G-module,1 bolt and rubber pad
5	End Clamp		Aluminum 6005 T5 (standard clamp 35/40/45/46/50mm)
6	Fix Foot		Aluminum 6005 T5 coming with 1 G-module,2 bolts and rubber pad
7	Adjustable Leg Strut		Aluminum 6005 T5 coming with 1 G-module,4 bolts and rubber pad
8	Roof hook(double Roman tile)		Stainless steel 304(including 1 Gmodule,1 bolt and 3 pen head screws)
9	Metal Screw		Screw 12x65mm with Gasket (used for L Foot)