

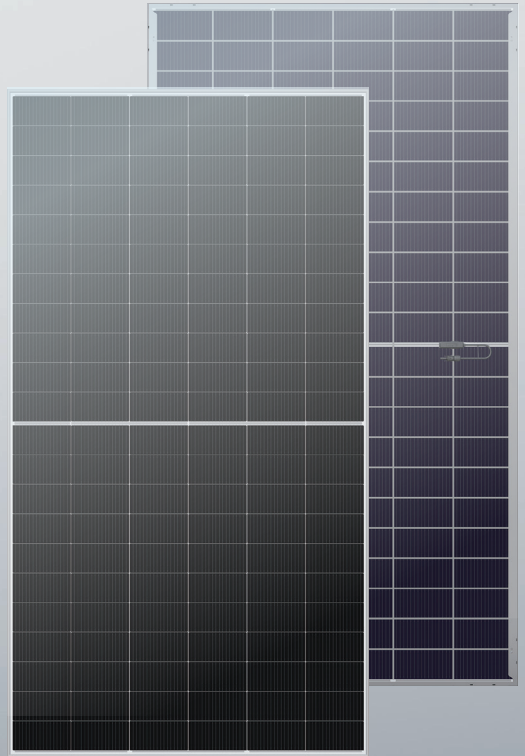
# HJT Series

Bifacial Module with Double Glass

650~670W



**24.8%**  
Max. Efficiency



### HJT Technology

Combining gettering process and  $\mu\text{c-Si}$  technology to ensure higher cell efficiency and higher module power



### Up to 95% Bifaciality

Natural symmetrical bifacial structure bringing more energy yield from the backside.



### Sealing with PIB

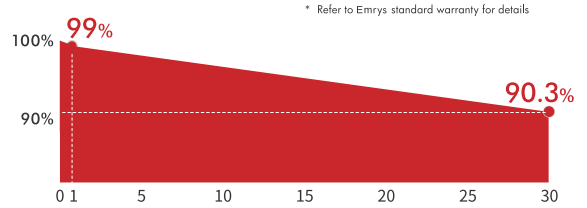
Integrated coating frames ensuring modules passing the IEC salt-mist test level 8



### Suitable for Utility project

Lower BOS cost, lower LCOE

## LINEAR PERFORMANCE WARRANTY



\* First year power degradation  $\leq 1\%$   
 \* Annual power degradation (2-30 year)  $\leq 0.3\%$   
 \* Power output until the 30th year  $\geq 90.3\%$

**30** years  
Product Workmanship  
Warranty

**30** years  
Output Power  
Warranty

IEC61215, IEC61730  
 ISO9001: Quality Management System  
 ISO45001: Occupational health and safety management systems

# ES650-670M66-HJT-BF

## Mechanical Characteristics

Cell Type	HJT
No. of Cells	132 (66×2)
Dimensions	2382×1134×30 mm
Weight	32.5 kg
Front Glass	2.0 mm, Anti-reflection Coating
Back Glass	2.0 mm, Heat Strengthened Glass
Frame	Anodized Aluminium Alloy
Junction Box	IP68 Rated
Protection Class	Class II
IEC Fire Type	Class A
Connector Type	MC4 Compatible/ MC4 / Others*
Output Cables (Including Connector)	4.0 mm <sup>2</sup> (+): 600 mm , (-): 400 mm or Customized Length

\*MC4-EVO2 available upon request and subject to availability

## Packaging Configuration

Pallet Dimensions	2396×1110×1251 mm
Packing Detail (Two pallets = One stack)	36 pcs/pallet, 72 pcs/stack, 720 pcs/ 40'HQ Container

## Specifications (STC)

Maximum Power - Pmax [Wp]	650	655	660	665	670
Maximum Power Voltage - Vmp [V]	42.57	42.70	42.83	42.96	43.09
Maximum Power Current - Imp [A]	15.27	15.34	15.41	15.48	15.55
Open-circuit Voltage - Voc [V]	50.26	50.44	50.62	50.80	50.98
Short-circuit Current - Isc [A]	15.98	16.04	16.10	16.16	16.22
Module Efficiency STC [%]	24.06	24.25	24.43	24.62	24.80
Bifacial Factor			85 ± 5%		
Power Tolerance			0 ~ +3 %		
Temperature Coefficient of Pmax			-0.26 %/°C		
Temperature Coefficient of Voc			-0.24 %/°C		
Temperature Coefficient of Isc			0.046 %/°C		

STC: Irradiance 1000W/m<sup>2</sup>, Cell Temperature 25°C, AM=1.5

## Specifications (BNPI)

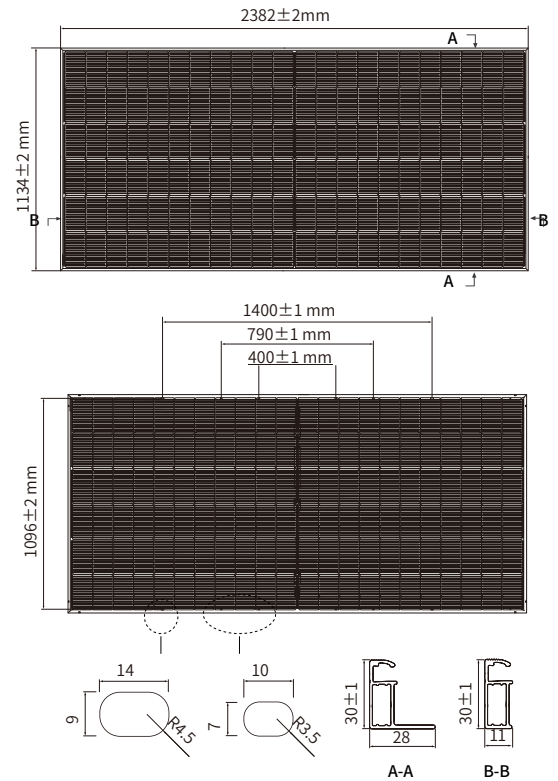
Maximum Power - Pmax [Wp]	724	729	735	741	746
Maximum Power Voltage - Vmp [V]	42.52	42.69	42.86	43.03	43.20
Maximum Power Current - Imp [A]	17.04	17.10	17.17	17.23	17.30
Open-circuit Voltage - Voc [V]	50.38	50.56	50.74	50.92	51.10
Short-circuit Current - Isc [A]	17.80	17.87	17.94	18.00	18.07

BNPI: Irradiance: Front 1000W/m<sup>2</sup>, Rear 135W/m<sup>2</sup>, Cell Temperature 25°C, AM=1.5

## Application Conditions

Operating Temperature	-40 °C ~ +85 °C
Maximum System Voltage	1500 VDC (IEC)
Maximum Series Fuse Rating	35 A
Bifaciality	90±5%,

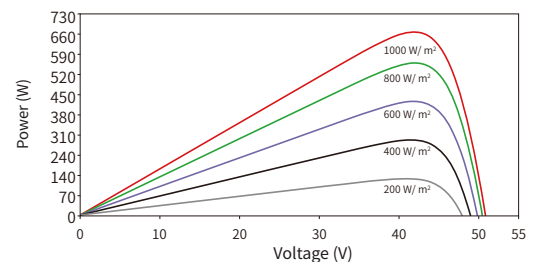
## Engineering Drawings



Note: For specific dimensions and tolerance ranges, please refer to the corresponding detailed module drawings.

## Electrical Performance

Power-Voltage Curves (660W)



Current-Voltage Curves (660W)

